

The Berkshire Stand Ground Floor Concourse

NOT TO SCALE

CEILING HEIGHT: 4.7m

LIFT DOORS

W-0.99m H-1.30m

LIFT INTERNAL

W-1.93m H-2.07m D-1.39m

LIFT CAPACITY

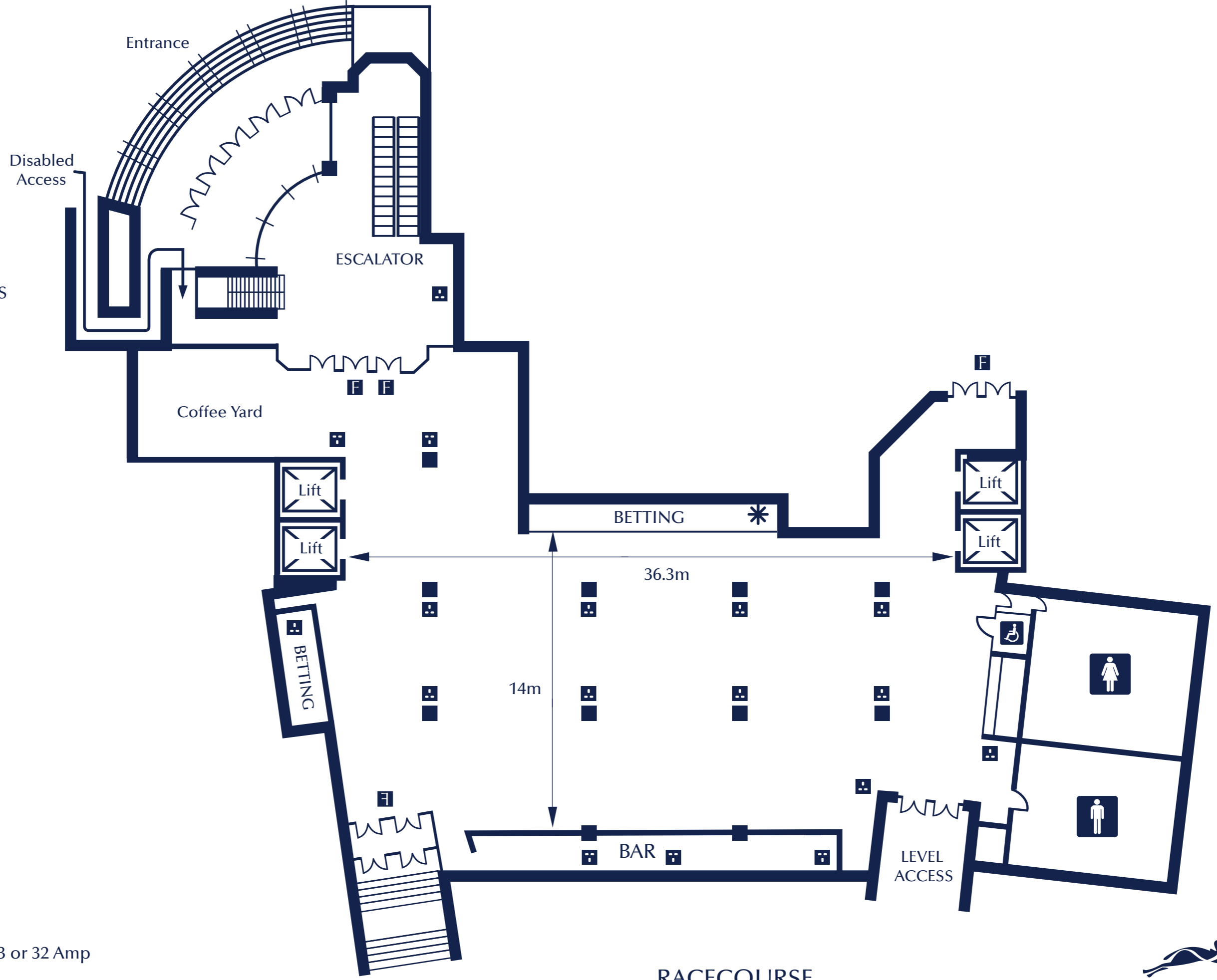
1200kg, 16 people

MAIN ENTRANCE DOORS






W-1.7.68m H-1.99m

LEVEL ACCESS DOORS

W-1.60m H-2.09m



KEY

-  Power Points
-  Toilets
-  3 Phase Power 63 or 32 Amp
-  VDU
-  Fire Doors