

# Grandstand Ground Floor

NOT TO SCALE

CEILING HEIGHT MIN: 3.84m

CEILING HEIGHT MAX: 7m

TOTAL AREA: 1059.55m<sup>2</sup>

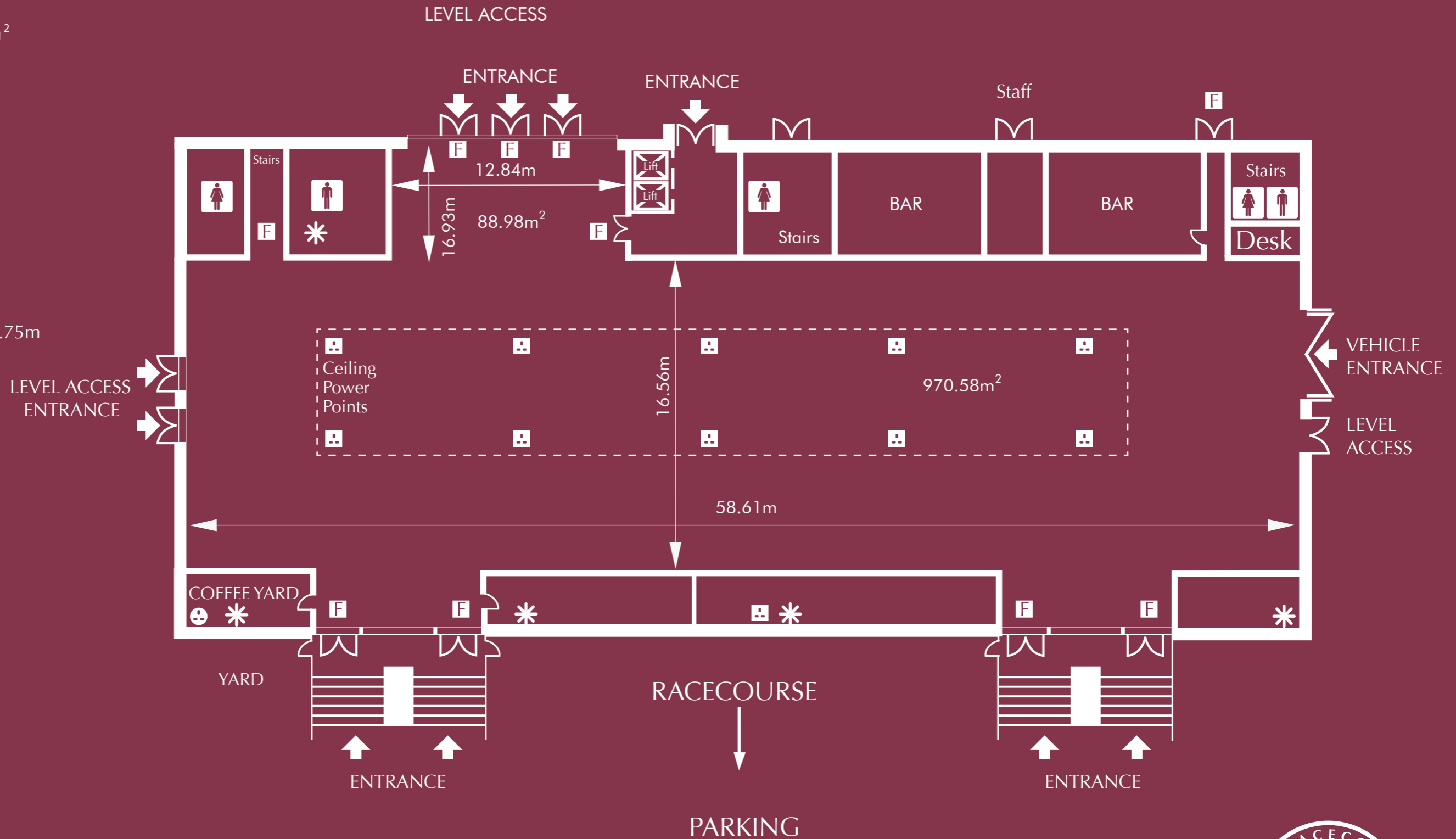
MAIN DOORS  
W- 1.95m, H- 2.27m

VEHICLE ENTRANCE  
W-2.82m, H-2.27m






LIFTS DOOR:  
W-1.16m, H-2.10m

LIFT INTERNAL  
W-1.94m, H-2.32m D-1.75m

LIFT CAPACITY  
1600kg, 21 people



## KEY

-  Power Points
-  Toilets
-  3 Phase Power 63 or 32 Amp
-  VDU
-  Fire Doors

