

# The Berkshire Second Floor

NOT TO SCALE

CEILING HEIGHT MIN: 2.47m

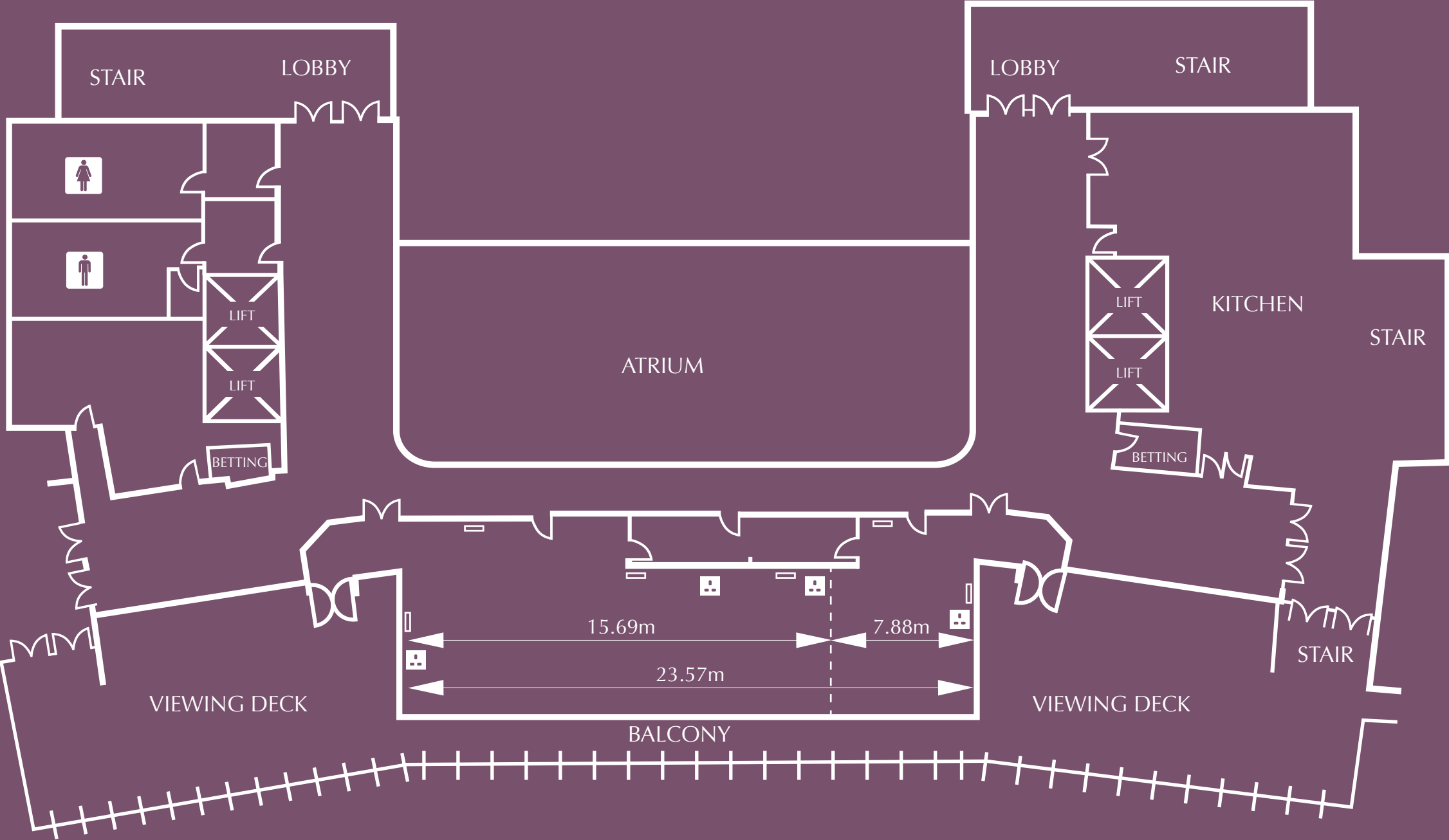
CEILING HEIGHT MAX: 2.51m

LIFT DOORS  
W-0.99m H-1.30m






LIFT INTERNAL  
W-1.93m H-2.07m D-1.39m

LIFT CAPACITY  
1200kg, 16 people

ENTRANCE DOORS  
W-1.43m H-2.14m



## KEY

-  Power Points
-  Toilets
-  3 Phase Power 63 or 32 Amp
-  VDU
-  Fire Doors

RACECOURSE

